

**Aransas County Treasurer's Report  
Month of APRIL 2016**

**ORIGINAL**


The Treasurer's Books and General Ledger agree. The Bank Statements have been reconciled and any adjustments have been noted.

The Treasurer's Monthly Report includes all money received and disbursed during said month and all other proceedings in the treasurer's office that pertain to the Financial Standing of Aransas County. {LGC 114.026}

The total of all cash and other assets (investments) that are in the custody of the County Treasurer at the time of this report is:


Depository			
Bank	Securities	Total Funds	
11,315,429.66	5,751,805.94	17,067,235.60	Operations
2,027.00	0.00	2,027.00	ACH Clearing
194,731.78	133,341.41	328,073.19	CO's 2011 Flood I&S
1,383,655.92	43,660.91	1,427,316.83	2011 Flood Capital Proj
365,145.43	1,593.44	366,738.87	Venue Tax Account
478,862.78	50,604.01	529,466.79	Venue Projects
66,452.64	435.14	66,887.78	CO's 2011 Venue I&S
528,036.42	204,526.08	732,562.50	2011 Venue Capital Proj
111,692.00	34,729.18	146,421.18	CO's 2012 I&S
836,671.13	9,504.25	846,175.38	LTR Bonds 2012 I&S
253,098.80	49,208.52	302,307.32	CO's 2007 I&S
430,652.28	47,604.27	478,256.55	CO's 2009 I&S
<b>\$15,966,455.84</b>	<b>\$6,327,013.15</b>	<b>\$22,293,468.99</b>	
<b>71.62%</b>	<b>28.38%</b>		


Therefore, I, ALMA CARTWRIGHT, County Treasurer of Aransas County, Texas, who being fully sworn and subscribed before the County Judge and the County Commissioners of said Aransas County, that the within and foregoing report is true and correct to the best of my knowledge. Filed with accompanying reports, in open **Regular Session Commissioners' Court**, on this date, **May 9, 2016**.


  
Alma Cartwright, CIO, County Treasurer


Commissioners' Court having reviewed the Treasurer's Report as presented, having taken reasonable steps to ensure its accuracy and based upon presentations of the Treasurer's Office approve the report, and request that it be filed with the official minutes of this meeting. {LGC 114.026(c)}


WITNESS OUR HANDS, officially this 9<sup>th</sup> day of May 2016.

  
Jack Chaney, Commissioner Pct 1


  
Charles Smith, Commissioner Pct 3

  
C.H. "Burr" Mills, Jr., County Judge

  
Leslie Custerline, Commissioner Pct 2

  
Betty Stiles, Commissioner Pct 4

FILED FOR RECORD this 9<sup>th</sup> day of May 2016 and recorded the 23<sup>rd</sup> day of May, 2016.

  
Valerie K. Amason, County Clerk

RECEIPTS - DISBURSEMENTS - BALANCES  
FOR THE MONTH OF APRIL 2016

FUND NAME & NUMBER	4/1/2016 BEG BAL	RECEIPTS	JE REC	TOTAL AVAILABLE	DISBURSMENTS	JE DISB/MISC	ENDING BALANCE	SECURITIES	4/30/2016 BANK BALANCE
#120 GENERAL	10,049,605.16	636,598.82	74,696.59	10,760,900.57	464,078.96	798,178.49	9,498,643.12	3,374,876.50	6,123,766.62
#140 UNCLAIMED PROPERTY	5,370.75	617.50	0.00	5,988.25	0.00	0.00	5,988.25	0.00	5,988.25
#150 PAYROLL	49,250.36	11,735.02	934,392.35	995,377.73	924,065.85	0.00	71,311.88	0.00	71,311.88
#200 ROAD & BRIDGE	2,731,471.23	149,756.46	0.00	2,881,227.69	124,076.42	132,696.88	2,624,454.39	1,573,628.24	1,050,826.15
#220 FLOOD CONTROL	1,431,096.16	5,376.92	0.00	1,436,473.08	3,148.39	6,237.83	1,427,086.86	305,843.83	1,121,243.03
#265 CEDAR BAYOU RESTORATION	0.00	0.00	0.00	0.00	0.00	0.00	0.00	0.00	0.00
#270 WATERWAY RESTORATION	342,730.25	12.94	22,083.33	364,826.52	2,874.00	0.00	361,952.52	28,199.08	333,753.44
#280 HOTEL -MOTEL TAX	368,031.20	28,265.32	0.00	396,296.52	19,521.50	22,083.33	354,691.69	1,201.57	353,490.12
#350 CO CLERK ARCHIVE FEE	177,103.06	4,093.36	0.00	181,196.42	0.00	0.00	181,196.42	22,236.91	158,959.51
#370 CHILD ABUSE PREVENTION	1,275.16	14.15	0.00	1,289.31	0.00	0.00	1,289.31	0.00	1,289.31
#380 CO ATTY HOT CHECK FUND	796.36	0.00	0.00	796.36	51.00	0.00	745.36	0.00	745.36
#390 DIST CLERK REC MGMT	28,948.44	192.13	0.00	29,140.57	0.00	0.00	29,140.57	25,800.00	3,340.57
#400 MOSQUITO CONTROL	122,240.90	490.68	11,335.92	134,067.50	21,973.28	6,428.52	105,665.70	13,836.16	91,829.54
#410 LIBRARY	56,331.20	885.50	15,316.08	72,532.78	5,951.66	14,141.21	52,439.91	15,553.63	36,886.28
#430 CAP PROJECTS (GRANTS)	(355,489.97)	396,945.46	19.25	41,474.74	269,437.15	17,093.33	(245,055.74)	0.00	(245,055.74)
#440 SPECIAL CONTINGENCY	100,083.50	242.13	0.00	100,325.63	0.00	0.00	100,325.63	5,234.89	95,090.74
#450 CO. CLERK REC.MGMT	113,954.81	4,727.22	0.00	118,682.03	1,445.24	4,192.80	113,043.99	41,739.80	71,304.19
#460 OMNI	3,813.00	231.27	0.00	4,044.27	606.00	0.00	3,438.27	0.00	3,438.27
#470 LAW LIBRARY	40,958.11	1,110.11	0.00	42,068.22	1,212.31	0.00	40,855.91	2,698.49	38,157.42
#480 COURTHOUSE SECURITY	42,855.63	1,506.93	0.00	44,362.56	0.00	0.00	44,362.56	0.00	44,362.56
#490 CO.WIDE REC.MGMT	91,974.84	1,022.04	0.00	92,996.88	3,465.00	0.00	89,531.88	20,179.76	69,352.12
#500 AIRPORT	563,051.81	75,365.71	0.00	638,417.52	46,152.24	21,050.91	571,214.37	259,308.91	311,905.46
#520 INDIGENT HEALTH CARE	800,397.41	2,237.12	68,575.50	871,210.03	23,524.27	0.00	847,685.76	0.00	847,685.76
#530 ASSISTANCE DEPT.	85,831.86	198.00	12,455.75	98,485.61	3,467.65	11,253.81	83,764.15	15,000.00	68,764.15
#550 HEALTH CARE SALES TAX	278,402.00	107,305.69	0.00	385,707.69	12,176.80	92,367.17	281,163.72	345.99	280,817.73
#560 PRETRIAL INTERVENTION PRO	59,097.22	4,000.00	0.00	63,097.22	0.00	0.00	63,097.22	2,000.74	61,096.48
#570 TITLE IV-D CHILD SUPPORT	10,511.10	0.00	0.00	10,511.10	0.00	0.00	10,511.10	978.48	9,532.62
#580 OUT OF CO. JUVENILE DETEN	348.52	0.00	0.00	348.52	0.00	0.00	348.52	348.52	0.00
#600 ROAD BOND I&S	117.16	0.00	0.00	117.16	0.00	0.00	117.16	0.00	117.16
#610 COURT REPORTER	80,994.29	666.09	0.00	81,660.38	72.00	0.00	81,588.38	7,000.00	74,588.38
#650 CHAP 19 VOTER REG	0.00	0.00	0.00	0.00	0.00	0.00	0.00	0.00	0.00
#660 OFFICERS FEES	78,674.11	27,811.60	0.00	106,485.71	69,717.65	8,956.46	27,811.60	0.00	27,811.60
#670 JUVENILE CASE MGMT	20,644.70	7,389.79	0.00	28,034.49	835.46	3,640.48	23,558.55	2,600.00	20,958.55
#680 DEA FORFEITURE FUND	12,716.31	3.93	0.00	12,720.24	0.00	0.00	12,720.24	1,012.34	11,707.90
#690 ELECTION SERVICE CONTRACT	(21,626.26)	1,750.00	0.00	(19,876.26)	20.39	0.00	(19,896.65)	0.00	(19,896.65)
#700 FIRE DEPT CAPITAL PROJ	0.00	0.00	0.00	0.00	0.00	0.00	0.00	0.00	0.00
#740 APPELLATE JUDIAL SYS	576.14	217.03	0.00	793.17	0.00	0.00	793.17	0.00	793.17
#800 SPECIAL FORFEITURE	20,911.30	0.00	0.00	20,911.30	0.00	0.00	20,911.30	0.00	20,911.30
#810 CO & DIST COURT TECH FUND	5,205.93	121.95	0.00	5,327.88	0.00	0.00	5,327.88	0.00	5,327.88
#820 TECH FUND	107,893.34	563.85	0.00	108,457.19	1,287.95	306.28	106,862.96	22,244.28	84,618.68
#830 DIST COURT RECORDS TECH	8,779.83	333.85	0.00	9,113.68	0.00	0.00	9,113.68	0.00	9,113.68
#840 COURT RECORD PRESERV	34,318.03	484.08	0.00	34,802.11	0.00	0.00	34,802.11	4,000.25	30,801.86
#850 CIVIL PROCESS	8,048.45	0.00	0.00	8,048.45	0.00	0.00	8,048.45	500.00	7,548.45
#890 ADVANCE TAX COLLECTIONS	0.00	0.00	0.00	0.00	0.00	0.00	0.00	0.00	0.00
#910 ESCHEAT (STATE)	873.95	0.00	0.00	873.95	0.00	0.00	873.95	0.00	873.95
#960 TECLOSE TRAINING	24,767.46	90.81	0.00	24,858.27	35.00	0.00	24,823.27	5,437.57	19,385.70
#970 TRAINING ACADEMY	12,659.56	0.00	6,313.58	18,973.14	1,526.06	6,560.85	10,886.23	0.00	10,886.23
TOTAL OPERATIONS	17,595,594.37	1,472,363.46	1,145,188.35	20,213,146.18	2,000,722.23	1,145,188.35	17,067,235.60	5,751,805.94	11,315,429.66
#130 ACH CLEARING	2,321.00	69,942.24	0.00	72,263.24	70,236.24	0.00	2,027.00	0.00	2,027.00
#230 2011 CO's FLOOD I&S	319,885.18	8,188.01	0.00	328,073.19	0.00	0.00	328,073.19	133,341.41	194,731.78
#240 FLOOD CAPITAL PROJECTS	1,426,887.01	429.82	0.00	1,427,316.83	0.00	0.00	1,427,316.83	43,660.91	1,383,655.92
#290 VENUE TAX FUND	349,509.77	39,168.75	0.00	388,678.52	21,939.65	0.00	366,738.87	1,593.44	365,145.43
#295 VENUE PROJECTS	526,918.68	23,003.44	0.00	549,922.12	20,455.33	0.00	529,466.79	50,604.01	478,862.78
#300 CO's 2011 VENUE I&S	66,867.82	19.96	0.00	66,887.78	0.00	0.00	66,887.78	435.14	66,452.64
#310 2011 VENUE CAPITAL PROJ	735,970.51	251.99	0.00	736,222.50	3,660.00	0.00	732,562.50	204,526.08	528,036.42
#320 CO's 2012 I&S	144,613.44	1,807.74	0.00	146,421.18	0.00	0.00	146,421.18	34,729.18	111,692.00
#340 LTR BONDS 2012 I&S	835,076.53	11,098.85	0.00	846,175.38	0.00	0.00	846,175.38	9,504.25	836,671.13
#630 CO's 2007 I&S	301,172.94	1,134.38	0.00	302,307.32	0.00	0.00	302,307.32	49,208.52	253,098.80
#640 CO's 2009 I&S	471,761.41	6,872.27	0.00	478,633.68	377.13	0.00	478,256.55	47,604.27	430,652.28
TOTALS	22,776,578.66	1,634,280.91	1,145,188.35	25,556,047.92	2,117,390.58	1,145,188.35	22,293,468.99	6,327,013.15	15,966,455.84

SIGNED: *Alma Cartwright*  
ALMA CARTWRIGHT, County Treasurer

5-3-16  
Date

SIGNED: *Lezlie M Kirk*  
LEZLIE M. KIRK, County Auditor

5-9-16  
Date